

CIM Common Diagnostic Model Technical Note

CIM Version 2.11

Version 0.3 (8/29/06)

1 Introduction

1.1 Overview

The CDM is an architecture and methodology for exposing system diagnostic instrumentation through the CIM standard interfaces. Standardization of these interfaces means that clients, providers, and tests gain a certain degree of portability and, in many cases, need only be written once to satisfy multiple environments and platforms. OEMs can differentiate their diagnostic offerings by how effectively their applications use the information and capabilities available through CIM to maintain and service their systems.

The purpose of this paper is to provide an overview of the model and its intended usage. The Common Diagnostic Model Profile should be referenced to obtain a detailed understanding of the model and its use cases.

1.2 Background Reference Material

DMTF DSP1002, Common Diagnostic Model Profile

<http://www.dmtf.org/standards/profiles/>

DMTF DSP2000, CIM Diagnostic Model White Paper

http://www.dmtf.org/standards/published_documents/

CIM MOFs and Visios

<http://www.dmtf.org/standards/cim/>

DMTF Common Information Model (CIM) Specification V2.2

<http://www.dmtf.org/spec/cims.html>

1.3 Terminology

Term	Definition
CDM	Common Diagnostic Model
CIM	Common Information Model
DMTF	Distributed Management Task Force
Use Case	A description of a client application goal and how the model can be used to accomplish that goal.
MOF	Managed Object Format, the “language defining the CIM object classes, properties, methods and associations.

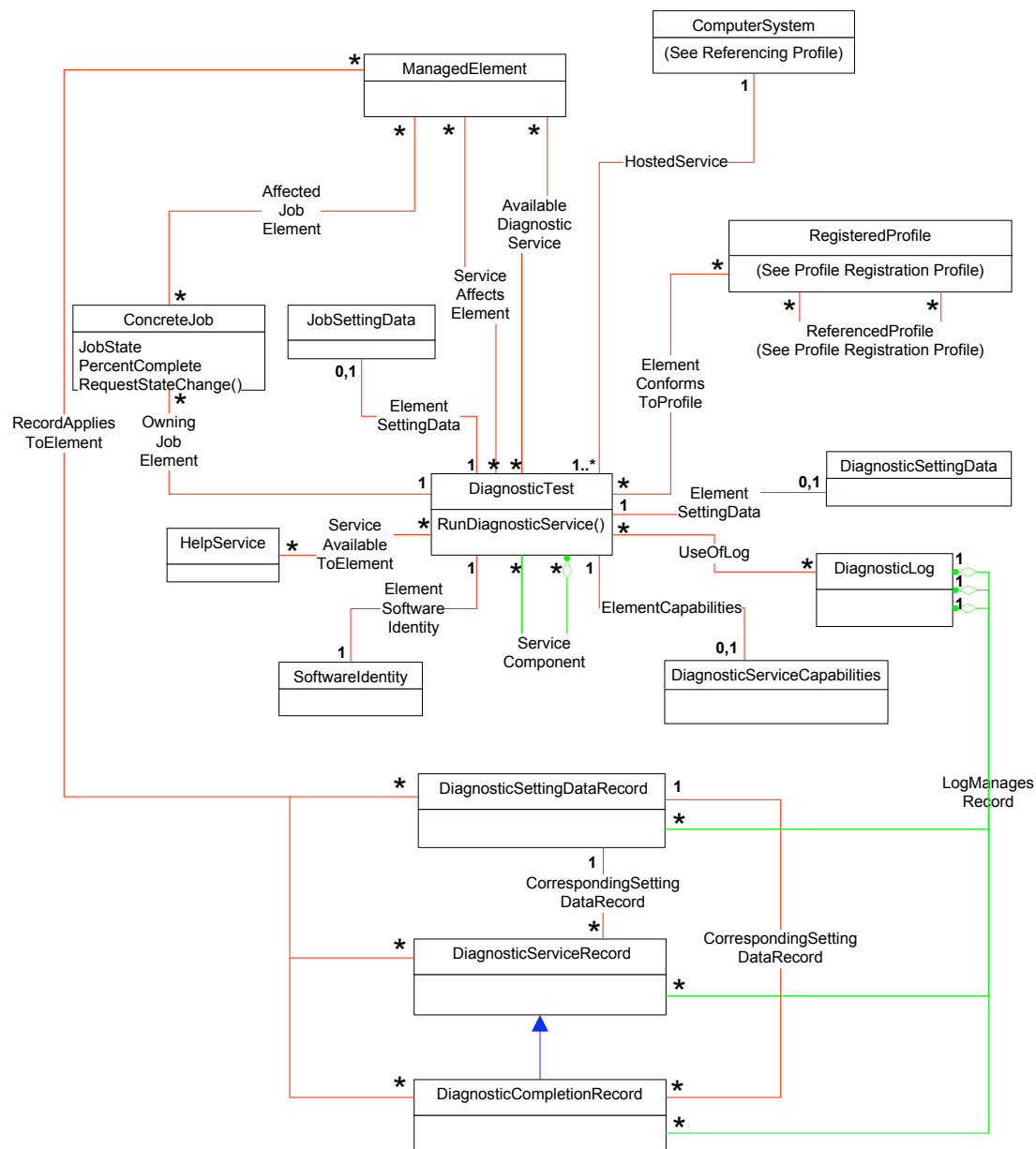
2 The Common Diagnostic Model

2.1 Conceptual Areas Addressed by the Model

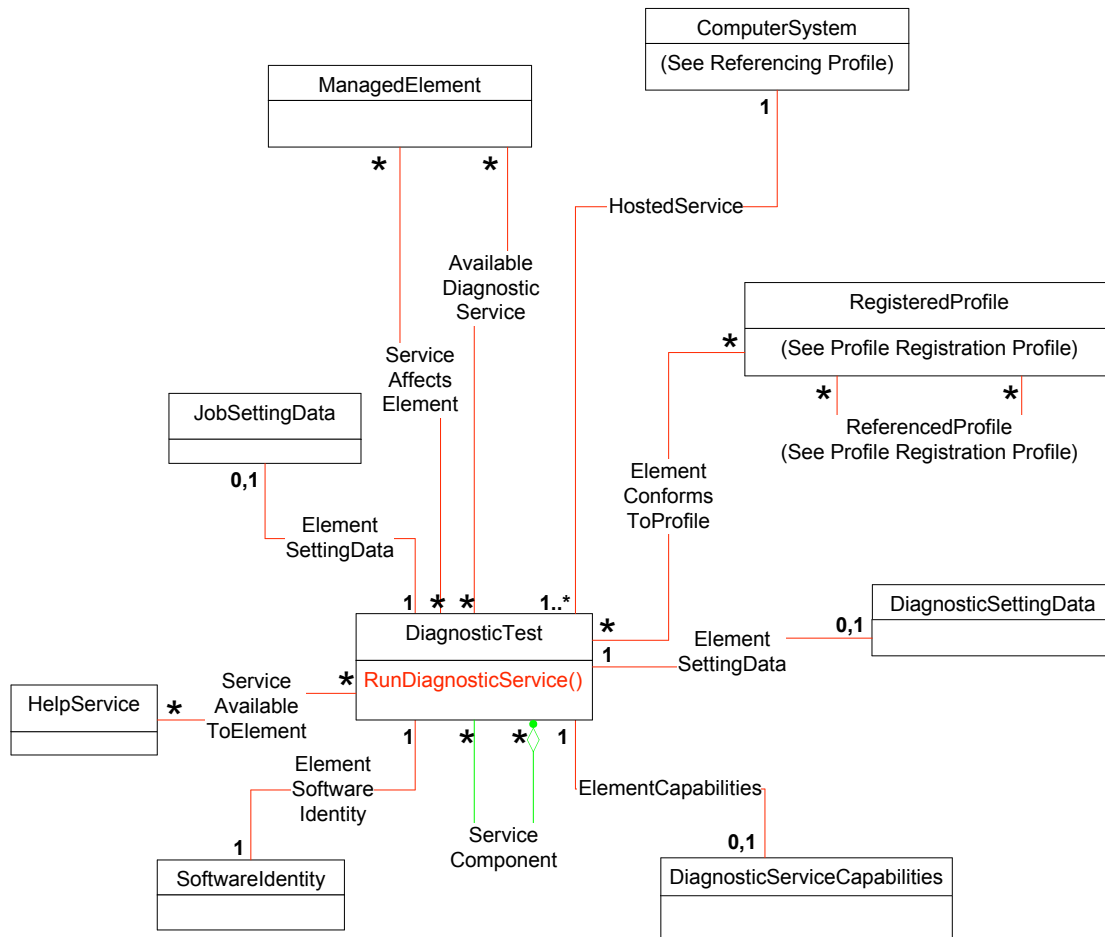
CDM allows Diagnostic Client applications to:

- discover, configure and execute diagnostic tests
- view progress and control test execution
- view and manage test execution results

The figure below shows the entire model. The description of the model will be broken into three sections, one for each of the client activities listed above. Each section will include a figure for the portion of the model related to that activity and provide a description of the classes, associations, properties and methods in the figure.



2.1.1 Discover, Configure and Execute Diagnostic Tests



DiagnosticTest is the central class of the model. This class represents the tests available on a system. This class contains the `RunDiagnosticService()` method used to initiate a diagnostic test. The method takes as input a **ManagedElement** to execute against and optionally a **JobSettingData** and **DiagnosticSettingData** to control the execution of the test. It returns a reference to a **ConcreteJob** to be used to view progress and control the execution of the test. See section 2.1.2

RegisteredProfile contains the information about the profile the diagnostic conforms to.

ElementConformsToProfile associates the diagnostic to the conforming profile. Compliant diagnostics are discovered by following this association from the diagnostic to the profile.

AvailableDiagnosticService associates the diagnostic to the **ManagedElement** it tests. Diagnostics for **ManagedElements** are discovered by following this association from the **ManagedElement** to the diagnostics.

HostedService associates the diagnostic to the ComputerSystem where the diagnostic is hosted. Diagnostics available on a system are discovered by following this association to the diagnostics.

DiagnosticServiceCapabilities contains information about the capabilities of a diagnostic test, such as the level of logging available, the type of execution control available, etc.

DiagnosticSettingData contains the settings that are available for the diagnostic to be used when the diagnostic is initiated. This can either be the default settings, or a new setting created by the client and passed into the RunDiagnosticService() method.

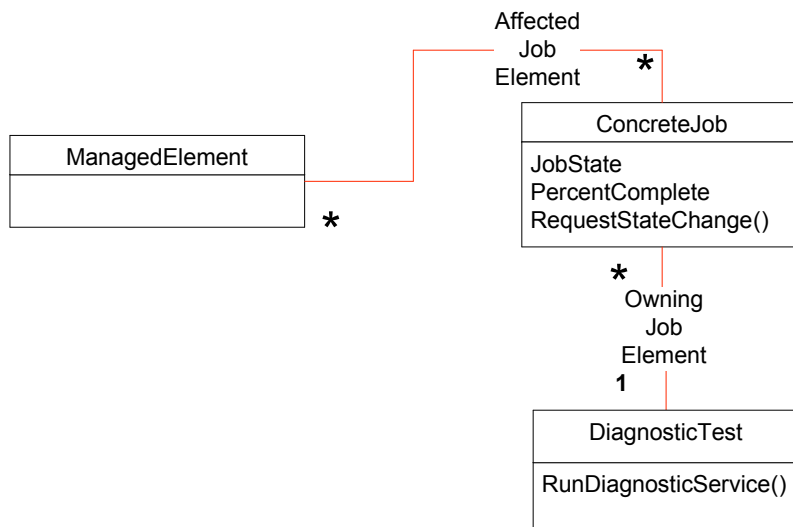
JobSettingData contains the settings to be used for Job creation when the diagnostic test is initiated. This can either be the default settings, or a new setting created by the client and passed into the RunDiagnosticService() method.

ElementSettingData associates the settings to the diagnostic test. When ElementSettingData.IsDefault is TRUE, the setting is the default setting that will be used when a diagnostic test is initiated and no other setting is provided.

HelpService describes the nature of the available help documents and a method to request needed documents.

ServiceAvailableToElement associates the diagnostic to its help information.

2.1.2 View Progress and Control Test Execution

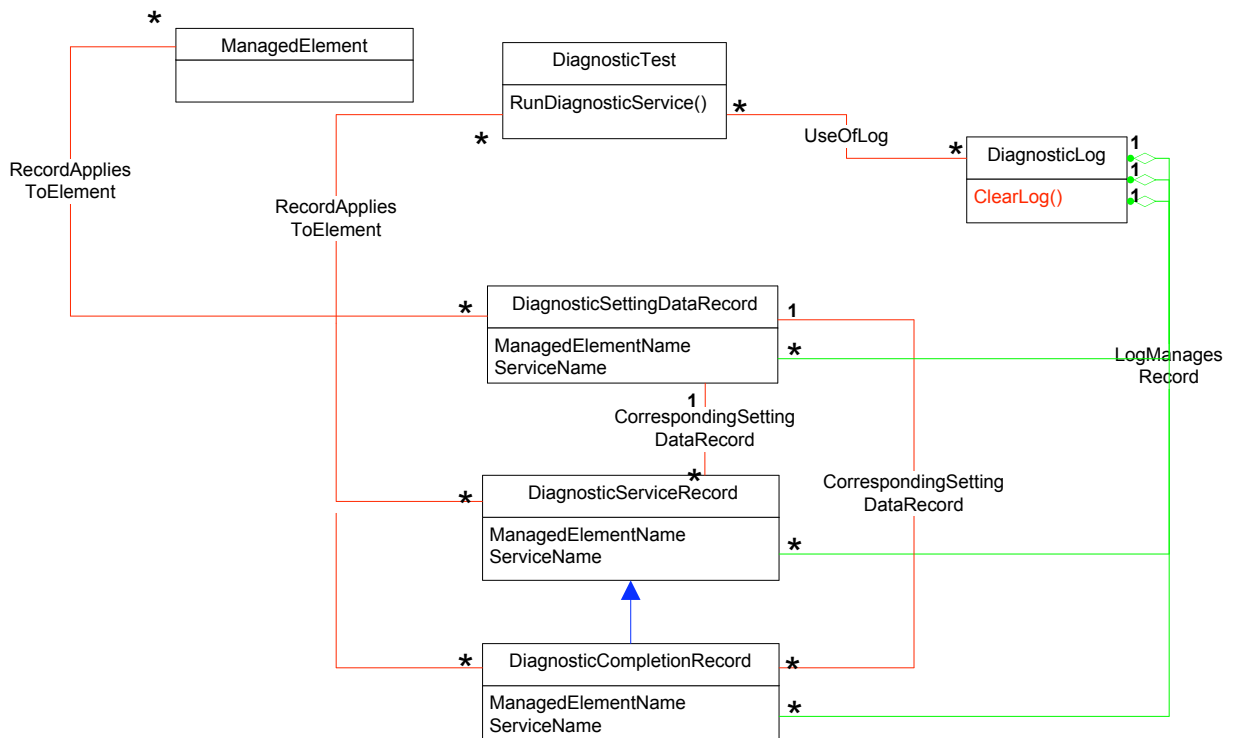


ConcreteJob represents the diagnostic execution. It contains information about the progress of the test execution, such as JobState and PercentComplete. ConcreteJob.RequestStateChange() method changes the state of the ConcreteJob. This method is used to suspend, resume and abort a diagnostic execution.

AffectedJobElement associates the job to the ManagedElement affected by the diagnostic execution. Diagnostics executing on ManagedElements can be discovered by following this association from the ManagedElement to the job.

OwningJobElement associates the Job to the diagnostic execution represented by the job. Diagnostic executions can be discovered by following this association from the diagnostic to the job.

2.1.3 View and Manage Test Execution Results



DiagnosticLog represent the log of the information logged by the diagnostic. DiagnosticLog.ClearLog() method clears the log of all records.

UseOfLog associates the log to the diagnostic. Logged information for a diagnostic can be discovered by following this association from the diagnostic to the log.

DiagnosticSettingDataRecord contains the settings used to initiate the diagnostic. Settings used for a previous execution of a diagnostic can be discovered by finding the DiagnosticSettingDataRecord in the log with the desired ServiceName and ManagedElementName.

DiagnosticCompletionRecord contains the final results of the diagnostic execution. The final results of a previous execution of a diagnostic can be discovered by finding the

DiagnosticCompletionRecord in the log with the desired ServiceName and ManagedElementName.

DiagnosticServiceRecord contains all other logged information, progress, errors, warnings, etc. The information for a previous execution of a diagnostic can be discovered by finding the DiagnosticCompletionRecord in the log with the desired ServiceName and ManagedElementName.

LogManagesRecord aggregates each record in the log. Information about the previous execution of a diagnostic and the final results can be discovered by following this association to the records in the log.

RecordAppliesToElement associates each record to the ManagedElement and the DiagnosticTest. Information about diagnostics that have been executed against a ManagedElement can be discovered by following this association to the records in a log. Information about diagnostics that have been executed can be discovered by following this association to the records in a log.

CorrespondingSettingDataRecord associates each non-setting record to the setting record for that execution of the diagnostic. Settings used for an execution of a diagnostic that generated a particular record can be discovered by following this association to the setting record.

Notice

Copyright © 2006 Distributed Management Task Force, Inc. (DMTF). All rights reserved.

DMTF is a not-for-profit association of industry members dedicated to promoting enterprise and systems management and interoperability. Members and non-members may reproduce DMTF specifications and documents for uses consistent with this purpose, provided that correct attribution is given. As DMTF specifications may be revised from time to time, the particular version and release date should always be noted.

Implementation of certain elements of this standard or proposed standard may be subject to third party patent rights, including provisional patent rights (herein "patent rights"). DMTF makes no representations to users of the standard as to the existence of such rights, and is not responsible to recognize, disclose, or identify any or all such third party patent right, owners or claimants, nor for any incomplete or inaccurate identification or disclosure of such rights, owners or claimants. DMTF shall have no liability to any party, in any manner or circumstance, under any legal theory whatsoever, for failure to recognize, disclose, or identify any such third party patent rights, or for such party's reliance on the standard or incorporation thereof in its product, protocols or testing procedures. DMTF shall have no liability to any party implementing such standard, whether such implementation is foreseeable or not, nor to any patent owner or claimant, and shall have no liability or responsibility for costs or losses incurred if a standard is withdrawn or modified after publication, and shall be indemnified and held harmless by any party implementing the standard from any and all claims of infringement by a patent owner for such implementations.

For information about patents held by third-parties which have notified the DMTF that, in their opinion, such patent may relate to or impact implementations of DMTF standards, visit <http://www.dmtf.org/about/policies/disclosures.php>